

## PGE exam

Notes on the checkbox selection procedure for the written exam



# Duration and aids

## General information

- Processing time **120 minutes**
- At the beginning 10 minutes **additional reading time**

▶ **Total duration: 130 minutes**

### ✓ Allowed

- Non-programmable **calculators**
- **Ruler, Geotriangle**
- German and English **dictionaries**  
(bound, *not* electronic!)


### ✗ Forbidden

- **Electronic** devices (smartphone etc.)
- Pencils, felt-tip pens, red pens, etc.
  - ▶ Use a **document-proof pen** (● ●)
- Own paper, collections of formulas etc.
  - ▶ Use **the back of the exam**

# Structure of the exam

## General information

- You will receive 2 parts:
  - **Collection of questions**
  - **Answer sheet** (double-sided!)
  
- Please **only** mark **answers** that are to be evaluated with a cross on **the answer sheet**. The **collection of questions** is not rated!
  
- Both parts must be handed in!



Prüfungsbogen 0

EvExam Methoden und Prozesse der PGE - Produktgenerationsentwicklung

KIT Klausur WS21/22 08. April 2022

IPEK Univ.-Prof. Dr.-Ing. Dr. h. c. Albert Albers

Bitte tragen Sie Ihre Matrikelnummer ein: \_\_\_\_\_

**Bearbeitungszeit: 120 Minuten (+ 10 Minuten zum Durchlesen der Aufgaben)**  
Erlaubte Hilfsmittel: Taschenrechner (nicht programmierbar), Wörterbuch

Die Prüfung hat einen Umfang von **9 Aufgabengebieten**. Die Aufgabensammlung besteht inklusive Deckblatt aus **22 Seiten**. Entfalten Sie nicht die Heftklammer der Aufgabensammlung. Gehen Sie die Aufgabensammlung und den doppelseitigen Antwortbogen ab.

Die Punktevergabe erfolgt separat pro Teilaufgabe. (Beispiel: Werden bei Aufgabe 1 1 falsche Kreuze gesetzt, hat dies keinen Einfluss auf Teilaufgabe 1.2.) Die angegebenen Punkte beziehen sich auf die einzelne Aufgabe.

**Führen Sie die Bearbeitung der Aufgaben nur auf dem Antwortbogen durch. Ankreuzen aus. Setzen Sie Ihre Kreuze deutlich, sauber und eindeutig!** Für zusätzliche Rechnungen kann auch die Rückseite der Aufgabensammlung verwendet werden. Bearbeitungen in der Aufgabensammlung werden nicht bewertet.


Es dürfen **keine roten Stifte, keine Fineliner und keine Bleistifte** verwendet werden! Verwenden Sie einen normalen, dokumentenechten Kugelschreiber.

Der Inhalt der Klausur ist mit den Vorlesungsinhalten des Sommersemesters 2021 abgedeckt.

**Manuelle Korrektur:**  
Sie haben die Möglichkeit falsch gesetzte Kreuze durch vollständiges Ausfüllen des entsprechenden Antwortfeldes zu verändern.  
Haben Sie ein Kästchen bereits geschwärzt, das aber doch wieder als angekreuzt gewertet werden soll, so schreiben Sie die Aufgabennummer zusammen mit der entsprechenden Antwortoption in die freie Fläche am Ende der zweiten Seite des Antwortbogens. (Beispiel für zu wertendb. Antwort nach vollständigen Schwärzen: 123c)

IPS 2022 Seite 1/0

Collection of questions



Prüfungsbogen 1, Seite 1/2

EvExam Methoden und Prozesse der PGE - Produktgenerationsentwicklung

KIT Klausur WS21/22 08. April 2022

IPEK Univ.-Prof. Dr.-Ing. Dr. h. c. Albert Albers

Bitte so markieren:     Bitte verwenden Sie einen Kugelschreiber oder Stift zu dunkler Farbe! Dieser Fragebogen wird maschinell erfasst. Kreuze     bitte beachten Sie in Interesse einer optimalen Zusammenfassung die folgende Hinweise beim Ausfüllen.

Bitte ausfüllen! (Die Angabe des Namens ist freiwillig.) Prüfungsbogen-ID für den Prüfungsbogen Nr.: 1:

Vorname: \_\_\_\_\_

Nachname: \_\_\_\_\_

Für die eindeutige Zuordnung der Prüfung übertragen Sie bitte Ihre Prüfungsnummer (D) ganzrechts in die dafür vorgesehenen Felder. Alle Felder sind vorgefüllt und überausbar und nicht mit anderen Prüfungen überbar.

**Erfolgräiche Produktentwicklung & Innovation - Successful Product Development & Innovation**

	A	B	C	D	E	F	G
1	<input type="checkbox"/>	<input type="checkbox"/>	<input type="checkbox"/>	<input type="checkbox"/>	<input type="checkbox"/>	<input type="checkbox"/>	<input type="checkbox"/>
2	<input type="checkbox"/>	<input type="checkbox"/>	<input type="checkbox"/>	<input type="checkbox"/>	<input type="checkbox"/>	<input type="checkbox"/>	<input type="checkbox"/>
3	<input type="checkbox"/>	<input type="checkbox"/>	<input type="checkbox"/>	<input type="checkbox"/>	<input type="checkbox"/>	<input type="checkbox"/>	<input type="checkbox"/>
4	<input type="checkbox"/>	<input type="checkbox"/>	<input type="checkbox"/>	<input type="checkbox"/>	<input type="checkbox"/>	<input type="checkbox"/>	<input type="checkbox"/>
5	<input type="checkbox"/>	<input type="checkbox"/>	<input type="checkbox"/>	<input type="checkbox"/>	<input type="checkbox"/>	<input type="checkbox"/>	<input type="checkbox"/>

**Manuelle Korrektur**

	A	B	C	D	E	F	G	H	I	J	K	L	M
10	<input type="checkbox"/>	<input type="checkbox"/>	<input type="checkbox"/>	<input type="checkbox"/>	<input type="checkbox"/>	<input type="checkbox"/>	<input type="checkbox"/>	<input type="checkbox"/>	<input type="checkbox"/>	<input type="checkbox"/>	<input type="checkbox"/>	<input type="checkbox"/>	<input type="checkbox"/>
11	<input type="checkbox"/>	<input type="checkbox"/>	<input type="checkbox"/>	<input type="checkbox"/>	<input type="checkbox"/>	<input type="checkbox"/>	<input type="checkbox"/>	<input type="checkbox"/>	<input type="checkbox"/>	<input type="checkbox"/>	<input type="checkbox"/>	<input type="checkbox"/>	<input type="checkbox"/>
12	<input type="checkbox"/>	<input type="checkbox"/>	<input type="checkbox"/>	<input type="checkbox"/>	<input type="checkbox"/>	<input type="checkbox"/>	<input type="checkbox"/>	<input type="checkbox"/>	<input type="checkbox"/>	<input type="checkbox"/>	<input type="checkbox"/>	<input type="checkbox"/>	<input type="checkbox"/>
13	<input type="checkbox"/>	<input type="checkbox"/>	<input type="checkbox"/>	<input type="checkbox"/>	<input type="checkbox"/>	<input type="checkbox"/>	<input type="checkbox"/>	<input type="checkbox"/>	<input type="checkbox"/>	<input type="checkbox"/>	<input type="checkbox"/>	<input type="checkbox"/>	<input type="checkbox"/>
14	<input type="checkbox"/>	<input type="checkbox"/>	<input type="checkbox"/>	<input type="checkbox"/>	<input type="checkbox"/>	<input type="checkbox"/>	<input type="checkbox"/>	<input type="checkbox"/>	<input type="checkbox"/>	<input type="checkbox"/>	<input type="checkbox"/>	<input type="checkbox"/>	<input type="checkbox"/>

**PGE**

	A	B	C	D	E	F	G	H	I	J	K
26	<input type="checkbox"/>	<input type="checkbox"/>	<input type="checkbox"/>	<input type="checkbox"/>	<input type="checkbox"/>	<input type="checkbox"/>	<input type="checkbox"/>	<input type="checkbox"/>	<input type="checkbox"/>	<input type="checkbox"/>	<input type="checkbox"/>
27	<input type="checkbox"/>	<input type="checkbox"/>	<input type="checkbox"/>	<input type="checkbox"/>	<input type="checkbox"/>	<input type="checkbox"/>	<input type="checkbox"/>	<input type="checkbox"/>	<input type="checkbox"/>	<input type="checkbox"/>	<input type="checkbox"/>
28	<input type="checkbox"/>	<input type="checkbox"/>	<input type="checkbox"/>	<input type="checkbox"/>	<input type="checkbox"/>	<input type="checkbox"/>	<input type="checkbox"/>	<input type="checkbox"/>	<input type="checkbox"/>	<input type="checkbox"/>	<input type="checkbox"/>
29	<input type="checkbox"/>	<input type="checkbox"/>	<input type="checkbox"/>	<input type="checkbox"/>	<input type="checkbox"/>	<input type="checkbox"/>	<input type="checkbox"/>	<input type="checkbox"/>	<input type="checkbox"/>	<input type="checkbox"/>	<input type="checkbox"/>
30	<input type="checkbox"/>	<input type="checkbox"/>	<input type="checkbox"/>	<input type="checkbox"/>	<input type="checkbox"/>	<input type="checkbox"/>	<input type="checkbox"/>	<input type="checkbox"/>	<input type="checkbox"/>	<input type="checkbox"/>	<input type="checkbox"/>

**SPALTEN**

	A	B	C	D	E	F	G	H	I	J	K	L	M
40	<input type="checkbox"/>	<input type="checkbox"/>	<input type="checkbox"/>	<input type="checkbox"/>	<input type="checkbox"/>	<input type="checkbox"/>	<input type="checkbox"/>	<input type="checkbox"/>	<input type="checkbox"/>	<input type="checkbox"/>	<input type="checkbox"/>	<input type="checkbox"/>	<input type="checkbox"/>
41	<input type="checkbox"/>	<input type="checkbox"/>	<input type="checkbox"/>	<input type="checkbox"/>	<input type="checkbox"/>	<input type="checkbox"/>	<input type="checkbox"/>	<input type="checkbox"/>	<input type="checkbox"/>	<input type="checkbox"/>	<input type="checkbox"/>	<input type="checkbox"/>	<input type="checkbox"/>
42	<input type="checkbox"/>	<input type="checkbox"/>	<input type="checkbox"/>	<input type="checkbox"/>	<input type="checkbox"/>	<input type="checkbox"/>	<input type="checkbox"/>	<input type="checkbox"/>	<input type="checkbox"/>	<input type="checkbox"/>	<input type="checkbox"/>	<input type="checkbox"/>	<input type="checkbox"/>
43	<input type="checkbox"/>	<input type="checkbox"/>	<input type="checkbox"/>	<input type="checkbox"/>	<input type="checkbox"/>	<input type="checkbox"/>	<input type="checkbox"/>	<input type="checkbox"/>	<input type="checkbox"/>	<input type="checkbox"/>	<input type="checkbox"/>	<input type="checkbox"/>	<input type="checkbox"/>
44	<input type="checkbox"/>	<input type="checkbox"/>	<input type="checkbox"/>	<input type="checkbox"/>	<input type="checkbox"/>	<input type="checkbox"/>	<input type="checkbox"/>	<input type="checkbox"/>	<input type="checkbox"/>	<input type="checkbox"/>	<input type="checkbox"/>	<input type="checkbox"/>	<input type="checkbox"/>

IPS 2022 Seite 1/2

Answer sheet

# Structure of the exam

## General information

- Several task blocks (approx. 9 subject areas)

Successful product development & innovation

Problem solving & SPALTEN

Process models & iPeM

...

- Individual **tasks** in principle **independent of each other**

- Exception: Answers have common question text and similar answers are asked one after the other

# Name and matriculation number on answer sheet

## General information

### ■ On the **answer sheet**...

- Note names legibly
- Enter the matriculation number numerically **and** check it in the matrix

Vorname / First Name: **Kim**

Nachname / Last Name: **Exam**

Für die eindeutige Zuordnung der Prüfung tragen Sie bitte Ihre Matrikelnummer (=Prüfungsteilnehmer-ID) in die nebenstehenden Felder ein.


**1. numerisch:** Schreiben Sie die Matrikelnummer in Zahlen in die oberste Kästchen-Reihe. *In the upper row of boxes write the matriculation number in ciphers.*

**2. grafisch:** Kreuzen Sie in der Spalte unter jeder einzelnen Ziffer das Kästchen mit der entsprechenden Zahl an. *Cross the respecting box in the column below each cipher.*

Prüfungsteilnehmer-ID für den Prüfungsbogen Nr.: 1:

	1	9	8	7	6	5	4
1	<input checked="" type="checkbox"/>	<input type="checkbox"/>	<input type="checkbox"/>	<input type="checkbox"/>	<input type="checkbox"/>	<input type="checkbox"/>	<input type="checkbox"/>
2	<input type="checkbox"/>	<input type="checkbox"/>	<input type="checkbox"/>	<input type="checkbox"/>	<input type="checkbox"/>	<input type="checkbox"/>	<input type="checkbox"/>
3	<input type="checkbox"/>	<input type="checkbox"/>	<input type="checkbox"/>	<input type="checkbox"/>	<input type="checkbox"/>	<input type="checkbox"/>	<input type="checkbox"/>
4	<input type="checkbox"/>	<input type="checkbox"/>	<input type="checkbox"/>	<input type="checkbox"/>	<input type="checkbox"/>	<input type="checkbox"/>	<input checked="" type="checkbox"/>
5	<input type="checkbox"/>	<input type="checkbox"/>	<input type="checkbox"/>	<input type="checkbox"/>	<input type="checkbox"/>	<input checked="" type="checkbox"/>	<input type="checkbox"/>
6	<input type="checkbox"/>	<input type="checkbox"/>	<input type="checkbox"/>	<input checked="" type="checkbox"/>	<input type="checkbox"/>	<input type="checkbox"/>	<input type="checkbox"/>
7	<input type="checkbox"/>	<input type="checkbox"/>	<input checked="" type="checkbox"/>	<input type="checkbox"/>	<input type="checkbox"/>	<input type="checkbox"/>	<input type="checkbox"/>
8	<input type="checkbox"/>	<input checked="" type="checkbox"/>	<input type="checkbox"/>	<input type="checkbox"/>	<input type="checkbox"/>	<input type="checkbox"/>	<input type="checkbox"/>
9	<input checked="" type="checkbox"/>	<input type="checkbox"/>	<input type="checkbox"/>	<input type="checkbox"/>	<input type="checkbox"/>	<input type="checkbox"/>	<input type="checkbox"/>
0	<input type="checkbox"/>	<input type="checkbox"/>	<input type="checkbox"/>	<input type="checkbox"/>	<input type="checkbox"/>	<input type="checkbox"/>	<input type="checkbox"/>

Example



The image shows a scan of an answer sheet for the 'KIT-IPEK' exam. The name 'Kim Exam' is written in the 'Vorname / First Name' and 'Nachname / Last Name' fields. The matriculation number '1987654' is written in the top row of the matrix, and the corresponding boxes in the columns below are checked. The exam title is 'Erfolgreiche Produktentwicklung & Innovation - Successful Product Development & Innovation'.

Answer sheet

# Overview of task types

Tick the answers to be evaluated

Examples of questions for a fictitious written examination task 42

## Single Choice

Which Chancellor was the first in the Federal Republic of Germany?  
(2 points, weighting: 2)

- A) Ludwig Erhard
- B) Konrad Adenauer
- C) Helmut Schmidt
- D) Angela Merkel

**Note: Only one answer is possible. Incorrect answers will result in 0 points\*.**

	A	B	C	D
41	<input type="checkbox"/>	<input checked="" type="checkbox"/>	<input type="checkbox"/>	<input type="checkbox"/>
42	<input type="checkbox"/>	<input checked="" type="checkbox"/>	<input type="checkbox"/>	<input type="checkbox"/>
43	<input type="checkbox"/>	<input type="checkbox"/>	<input checked="" type="checkbox"/>	<input type="checkbox"/>
44	<input checked="" type="checkbox"/>	<input type="checkbox"/>	<input type="checkbox"/>	<input type="checkbox"/>

Checkmark examples to the fictitious examination task 42

## Multiple Choice

Which of the persons named were or are Chancellors of the Federal Republic of Germany?  
(2 points, weighting: 0.5)

- A) Ludwig Erhard
- B) Konrad Adenauer
- C) Helmut Schmidt
- D) Angela Merkel

**Note: Several answers are possible. Incorrect answers will result in points being deducted\*.**

	A	B	C	D
41	<input type="checkbox"/>	<input checked="" type="checkbox"/>	<input checked="" type="checkbox"/>	<input type="checkbox"/>
42	<input checked="" type="checkbox"/>	<input checked="" type="checkbox"/>	<input checked="" type="checkbox"/>	<input checked="" type="checkbox"/>
43	<input checked="" type="checkbox"/>	<input type="checkbox"/>	<input type="checkbox"/>	<input type="checkbox"/>
44	<input checked="" type="checkbox"/>	<input checked="" type="checkbox"/>	<input type="checkbox"/>	<input checked="" type="checkbox"/>

## Matrix

Sort the previous chancellors of the Federal Republic of Germany in ascending order of their term of office:  
(2 points, weighting: 0.5)

- A) Ludwig Erhard
- B) Konrad Adenauer
- C) Helmut Schmidt
- D) Angela Merkel

**Note: Only one answer per line is possible. Incorrect answers result in 0 points per line.\***

	A	B	C	D
42.1	<input type="checkbox"/>	<input checked="" type="checkbox"/>	<input type="checkbox"/>	<input type="checkbox"/>
42.2	<input checked="" type="checkbox"/>	<input type="checkbox"/>	<input type="checkbox"/>	<input type="checkbox"/>
42.3	<input type="checkbox"/>	<input type="checkbox"/>	<input checked="" type="checkbox"/>	<input type="checkbox"/>
42.4	<input type="checkbox"/>	<input type="checkbox"/>	<input type="checkbox"/>	<input checked="" type="checkbox"/>

\*Points are only deducted for answer options within a task. No negative points are awarded for tasks.

# Task type Single Choice

## Tick the answers to be evaluated

- Only **one correct** answer option
- Only **one cross** should be placed

▶ **Wrong answers and multiple crosses lead to 0 points**

### Collection of questions

Which Chancellor was the first in the Federal Republic of Germany?  
(2 points, weighting: 2)

**Note: Only one answer is possible. Incorrect answers will result in 0 points.**

- A) Ludwig Erhard
- B) Konrad Adenauer
- C) Helmut Schmidt
- D) Angela Merkel

### Answer sheet

#### Sample Solution

42     2 points

#### Checkmark examples

42     0 points

42     0 points

Example

# Task type Multiple Choice

## Tick the answers to be evaluated

- **One** or **more correct** answer options
- Deduction for ticked wrong answer options
- Deduction for not ticking the correct answer options

▶ **No negative points for task, minimum 0 points**

### Collection of questions

Which of the persons named were or are Federal Chancellors of the Federal Republic of Germany?  
(2 points, weighting: 0.5)

**Note: Several answers are possible. Incorrect answers lead to Point deduction.**

- A) Ludwig Erhard
- B) Konrad Adenauer
- C) Helmut Schmidt
- D) Angela Merkel

### Answer sheet

#### Sample solution

42     **2 points**

#### Checkmark examples

42      $(3-1) \times 0.5 = 1$  point  
1 point

42      $(1-3) \times 0.5 = -1$  point  
0 points

Example



# Task type Matrix

Tick the answers to be evaluated

- **One correct** answer option per line (see Single Choice)
  - Each answer option only correct once
- ▶ **Place only one cross in each row and column**

## Collection of questions

Sort the previous Chancellors of the Federal Republic of Germany in ascending order of their term of office:  
(2 points, weighting: 0.5)

**Note: Only one answer per line is possible. Incorrect answers result in 0 points per line.**

- A) Ludwig Erhard
- B) Konrad Adenauer
- C) Helmut Schmidt
- D) Angela Merkel

## Answer sheet

### Sample Solution

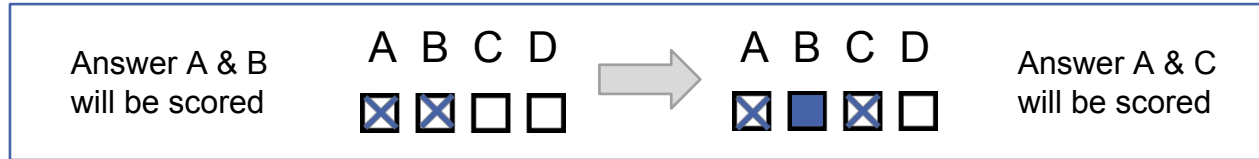
	<input type="checkbox"/>	<input checked="" type="checkbox"/>	<input type="checkbox"/>	<input type="checkbox"/>	2 points
42.1	<input type="checkbox"/>	<input checked="" type="checkbox"/>	<input type="checkbox"/>	<input type="checkbox"/>	
42.2	<input checked="" type="checkbox"/>	<input type="checkbox"/>	<input type="checkbox"/>	<input type="checkbox"/>	
42.3	<input type="checkbox"/>	<input type="checkbox"/>	<input checked="" type="checkbox"/>	<input type="checkbox"/>	
42.4	<input type="checkbox"/>	<input type="checkbox"/>	<input type="checkbox"/>	<input checked="" type="checkbox"/>	

Example

# Correct answer - Redaction

## Change the desired answer selection

- **Black out the answer** to be deselected (fill in completely)
- **Check the newly** selected answer

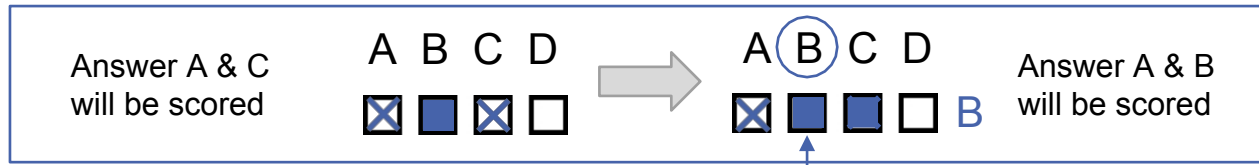


Change example from fictitious exam task 42

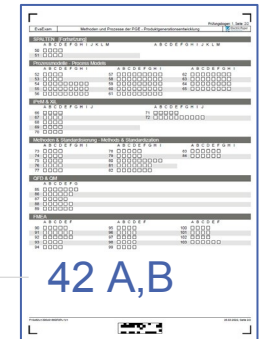
# Correct answer - Manual correction

## Change the desired answer selection

- If a completed answer that has already been deselected is to be evaluated after all **(and only then!)**, a manual correction is necessary:
  - Clearly **mark the answer** to be evaluated
  - **Note the task number with the selected answers** in the blank space at the end of the answer sheet (back)



Example of manual correction of fictitious exam task 42




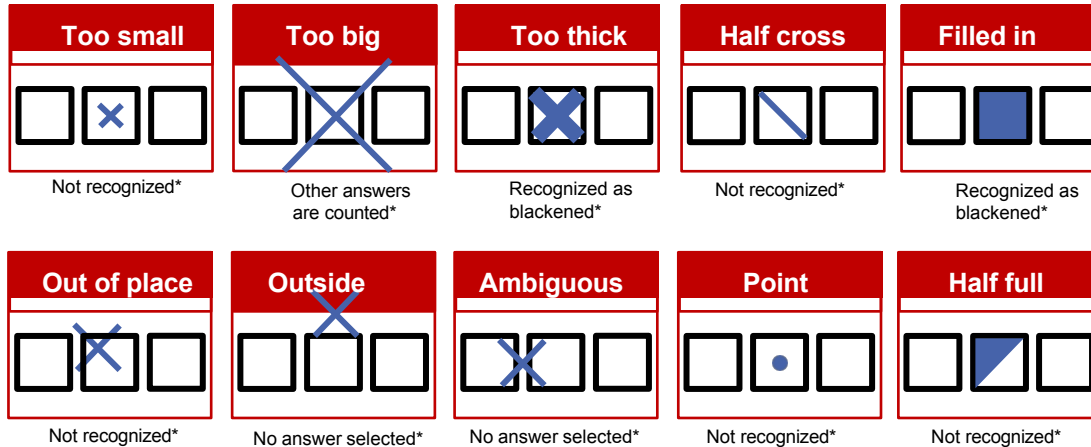
# Place crosses correctly

## Notes and information

### ■ Pen:

- **Document-proof** (e.g. ballpoint pen) in **black** or (dark) **blue color**
- **No thick felt-tip pens** (risk that crosses are recognized as completely filled in boxes and therefore not counted)

### ■ Check the correct box:



\*is considered wrong in case of doubt - also in the insight!

# Good luck in the exam!!!

